

Scaled data based on original data using  
LM-79-08 Approved Method: Electrical and Photometric Measurements of Solid-  
State Lighting Products

Test Report Prepared for  
Cooper Lighting Solutions  
(formerly Eaton)

Brand: McGRAW-EDISON

Report Number: P386217

Luminaire Tested: **GWC-SA1D-760-U-SL2**

Issue Date: 3/3/2020

**Test Information**

Test Method: LM-79-08  
Report Number: P386217  
TEST IS SCALED FROM IESNA LM-79-08 TEST DATA (G2-1903-205-20)  
Test Lab: INNOVATION CENTER  
Issue Date: 3/3/2020  
Manufacturer: COOPER LIGHTING SOLUTIONS (FORMERLY EATON)  
Product Line: MCGRAW-EDISON  
Catalog Number: GWC-SA1D-760-U-SL2  
Description: GALLEON WALL LUMINAIRE  
(1) 70 CRI, 5700K, 1200mA LIGHTSQUARE WITH 16 LEDS AND TYPE II SPILL  
LIGHT ELIMINATOR OPTICS  
Light Source: -  
Ballast/Driver: ELECTRONIC DRIVER

**Summary**

Lumens per Lamp: N/A  
Luminaire Lumens: 8117 lumens  
Efficiency: N/A  
Efficacy: 121.1 lumens/watt  
Luminous Opening: Rectangular (W 0.5' x L: 0.5' x H: 0')  
IES Classification: Type III - Medium  
BUG Rating: B2 - U0 - G3

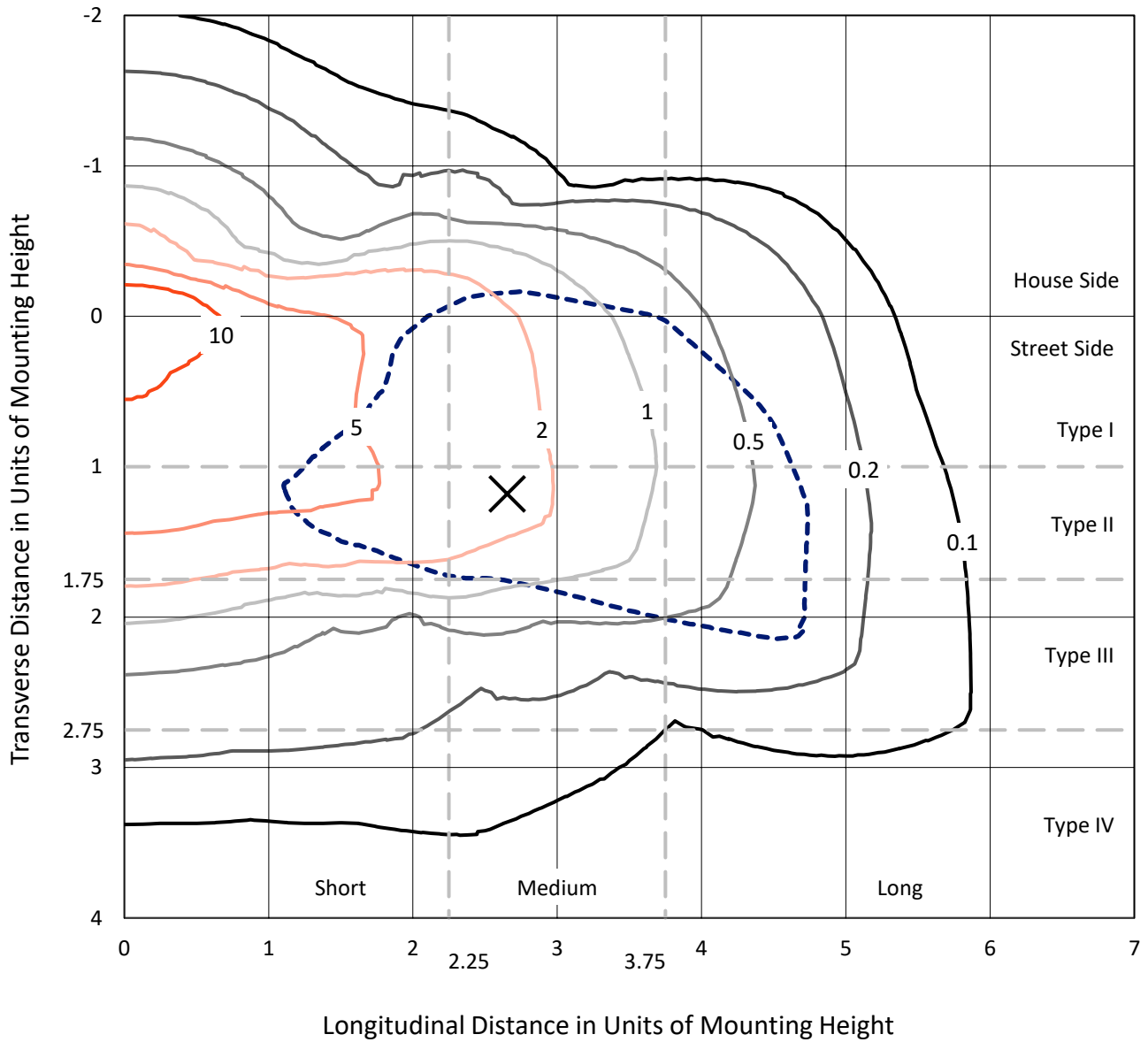
Input Watts (W): 67  
Input Voltage (V): NR  
Input Current (Ain): NR  
Voltage Rise (V): NR  
Power Factor: NR  
Total Harmonic Distortion (THDi): NR  
Frequency (hertz): 60  
Stabilization Time: NR  
Operation Time: NR  
Ambient Temperature (°C): NR  
Test Distance: 24 FT



REPORT NUMBER: P386217  
 CATALOG NUMBER: GWC-SA1D-760-U-SL2

### Iso-Footcandle Lines of Horizontal Illumination

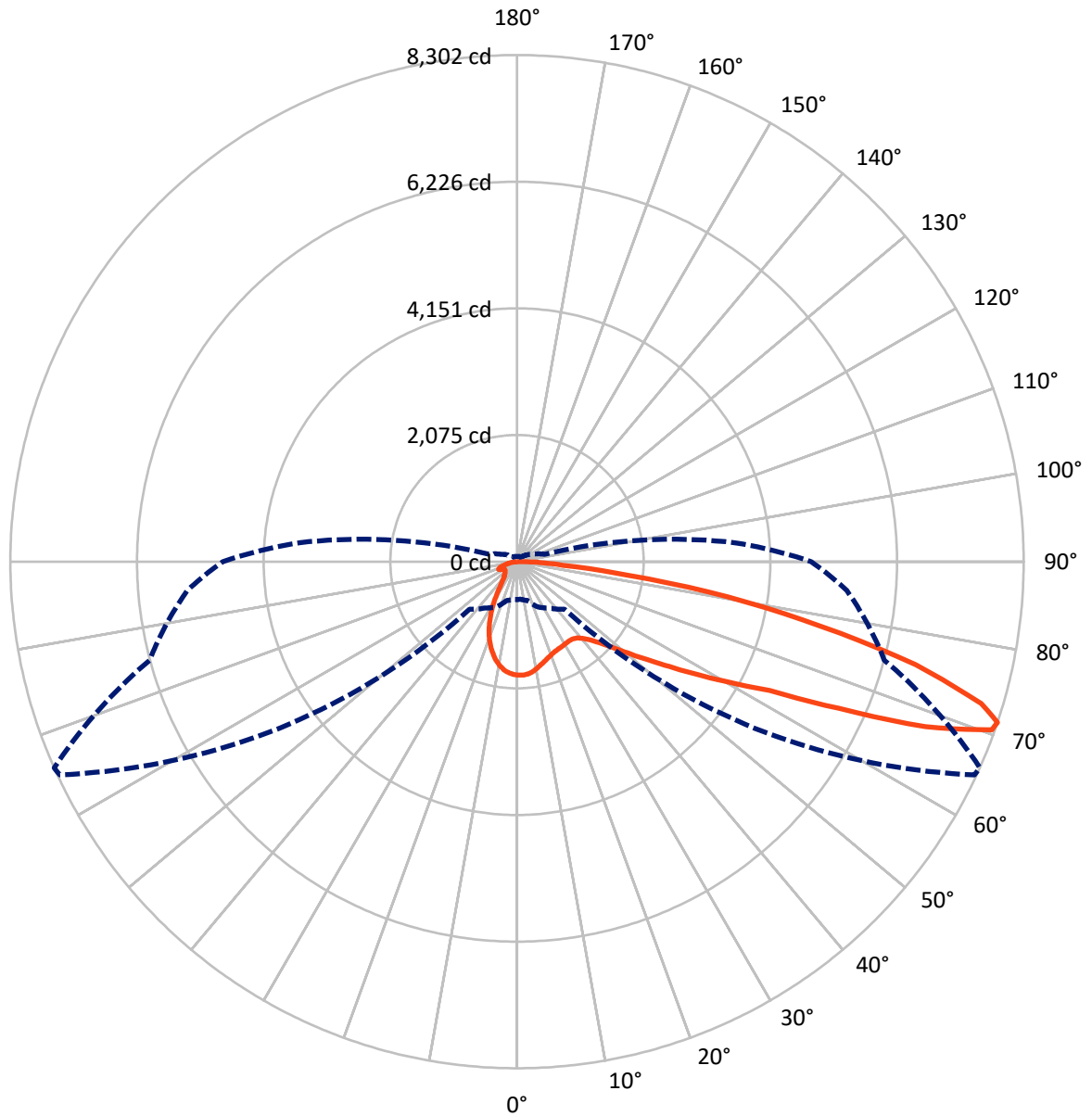
× Max cd  
 - - - 1/2 Max cd



Based on 10 foot mounting height. Maximum calculated value = 18.6 fc  
 Type III - Medium - N/A

REPORT NUMBER: P386217  
CATALOG NUMBER: GWC-SA1D-760-U-SL2

### Luminous Intensity Polar Plot



— Vertical Plane Through 66-Deg Lateral    - - - Horizontal Cone Through 71-Deg Vertical



REPORT NUMBER: P386217

CATALOG NUMBER: GWC-SA1D-760-U-SL2

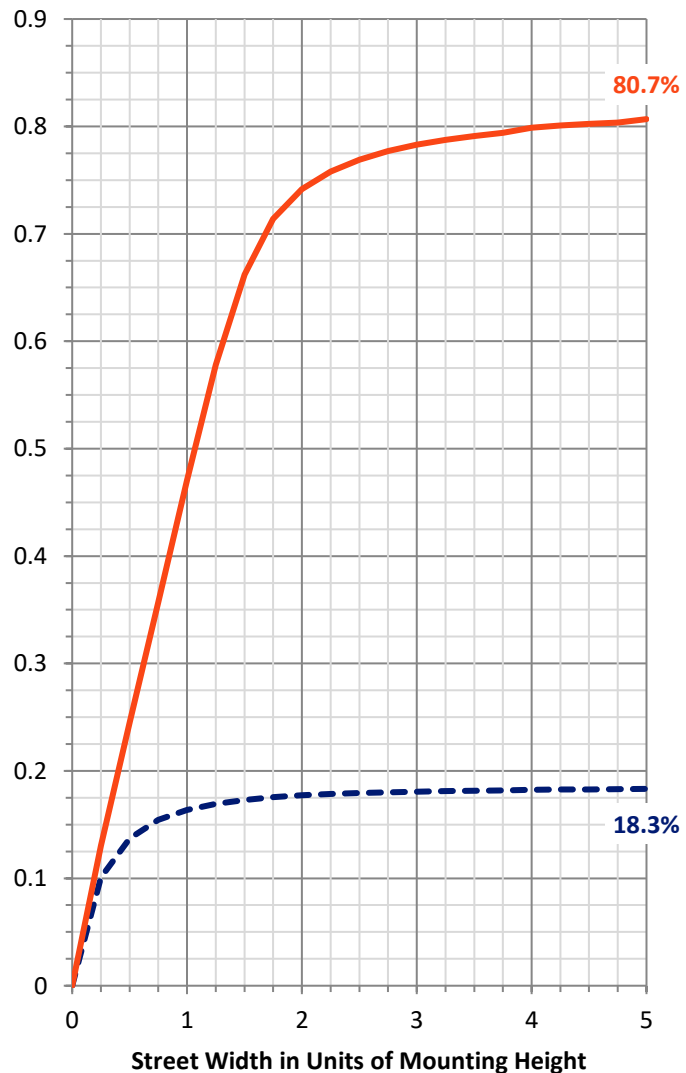
**FLUX DISTRIBUTION:**

		Downward	Upward	Total
<b>House Side</b>	Lumens	1504.3	0.0	1504.3
	% Fixture	18.5	0.0	18.5
<b>Street Side</b>	Lumens	6612.7	0.0	6612.7
	% Fixture	81.5	0.0	81.5
<b>Total</b>	Lumens	8117.0	0.0	8117.0
	% Fixture	100.0	0.0	100.0

**ZONAL LUMENS:**

Zone	Lumens	% Fixture
0°-10°	163.7	2.0
10°-20°	392.6	4.8
20°-30°	527.3	6.5
30°-40°	693.7	8.5
40°-50°	1009.1	12.4
50°-60°	1576.3	19.4
60°-70°	1974.6	24.3
70°-80°	1506.2	18.6
80°-90°	273.5	3.4
90°-100°	0.0	0.0
100°-110°	0.0	0.0
110°-120°	0.0	0.0
120°-130°	0.0	0.0
130°-140°	0.0	0.0
140°-150°	0.0	0.0
150°-160°	0.0	0.0
160°-170°	0.0	0.0
170°-180°	0.0	0.0
0°-90°	8117.0	100.0
0°-180°	8117.0	100.0

**Coefficient of Utilization**



REPORT NUMBER: P386217

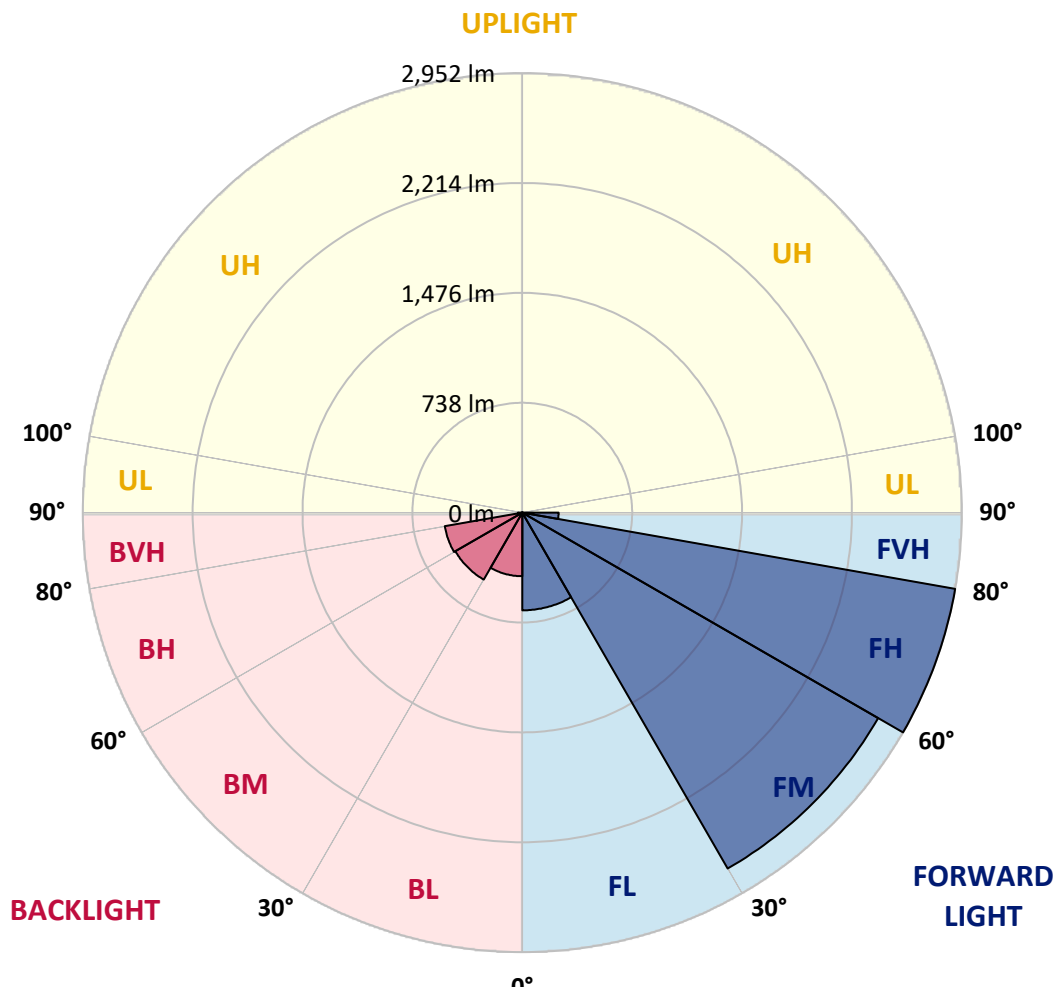
CATALOG NUMBER: GWC-SA1D-760-U-SL2

**LUMINAIRE CLASSIFICATION SYSTEM LUMEN TABLE AND BUG RATING:**

Zone	Lumens	% Fixture	Zone Rating/Lumen Limit		
			B	U	G
FL (0°-30°)	656.4	8.1			
FM (30°-60°)	2760.2	34.0			
FH (60°-80°)	2952.2	36.4			G2/5000
FVH (80°-90°)	243.9	3.0			G3/500
BL (0°-30°)	427.2	5.3	B1/500		
BM (30°-60°)	518.9	6.4	B1/1000		
BH (60°-80°)	528.6	6.5	B2/1000		G2/1000
BVH (80°-90°)	29.6	0.4			G1/100
UL (90°-100°)	0.0	0.0		U0/0	
UH (100°-180°)	0.0	0.0		U0/0	

**BUG Rating: B2-U0-G3**

Type III Medium





REPORT NUMBER: P386217  
 CATALOG NUMBER: GWC-SA1D-760-U-SL2

**CANDELA DISTRIBUTION (FULL):**

	0°	5°	15°	25°	35°	45°	55°	65°	66°	75°	85°
0°	1859.4	1859.4	1859.4	1859.4	1859.4	1859.4	1859.4	1859.4	1859.4	1859.4	1859.4
2.5°	1825.0	1822.2	1830.6	1839.3	1842.6	1848.2	1856.6	1861.4	1861.1	1862.0	1859.2
5°	1703.9	1700.3	1717.1	1730.8	1757.2	1786.9	1823.0	1848.8	1849.4	1863.9	1867.9
7.5°	1589.3	1586.8	1606.1	1628.2	1658.8	1704.2	1762.8	1818.3	1821.6	1861.1	1874.9
10°	1497.4	1496.8	1515.6	1539.7	1575.3	1626.0	1693.3	1774.5	1779.6	1847.7	1876.0
12.5°	1425.6	1426.7	1443.0	1470.5	1508.0	1561.0	1633.8	1725.5	1733.6	1826.4	1869.5
15°	1372.7	1377.1	1390.3	1418.1	1455.0	1508.9	1583.7	1680.1	1692.4	1802.6	1865.9
17.5°	1342.4	1347.4	1356.7	1379.7	1414.4	1466.3	1537.2	1642.8	1654.0	1784.3	1866.2
20°	1333.4	1337.6	1342.9	1357.0	1386.4	1433.5	1500.4	1609.2	1621.2	1769.8	1869.0
22.5°	1351.1	1354.2	1354.7	1353.6	1371.5	1409.9	1473.8	1584.5	1597.4	1760.2	1870.9
25°	1388.9	1393.1	1390.0	1379.7	1373.8	1397.3	1460.1	1568.3	1581.2	1753.2	1867.0
27.5°	1445.8	1446.4	1443.8	1430.4	1402.6	1398.7	1455.9	1558.7	1571.1	1745.1	1858.9
30°	1523.1	1526.8	1522.3	1504.1	1458.7	1421.1	1460.9	1549.5	1560.7	1734.7	1845.7
32.5°	1613.7	1622.6	1622.4	1603.3	1538.3	1471.3	1481.7	1543.9	1552.6	1723.8	1829.7
35°	1707.6	1719.9	1742.9	1734.7	1654.3	1550.6	1521.5	1552.9	1558.7	1722.4	1818.5
37.5°	1805.1	1817.4	1864.8	1886.6	1792.5	1664.1	1584.2	1584.5	1587.3	1739.5	1817.7
40°	1907.1	1920.3	1991.4	2048.3	1971.5	1807.9	1685.4	1650.7	1647.6	1781.5	1834.2
42.5°	2050.0	2061.8	2147.3	2219.8	2170.2	1992.0	1825.3	1752.7	1746.2	1863.9	1887.2
45°	2230.8	2240.9	2331.7	2409.3	2383.8	2202.2	2001.0	1893.1	1892.0	2001.3	1994.5
47.5°	2445.7	2453.6	2535.1	2610.2	2619.5	2444.0	2221.8	2109.7	2091.5	2189.6	2160.7
50°	2669.6	2678.3	2733.8	2814.5	2883.2	2767.7	2506.0	2375.1	2350.7	2438.2	2396.1
52.5°	2817.9	2829.4	2877.6	2979.9	3179.7	3122.5	2842.0	2696.8	2659.8	2739.4	2707.2
55°	2751.8	2777.5	2851.2	3015.2	3416.8	3664.5	3256.5	3072.1	3030.3	3096.5	3077.4
57.5°	2451.1	2486.4	2587.0	2840.0	3450.1	4142.1	3883.1	3514.0	3484.6	3465.6	3474.2
60°	1901.5	1935.4	2060.1	2390.0	3217.8	4490.7	4826.2	4058.8	4016.2	3836.0	3843.9
62.5°	1345.8	1328.7	1414.1	1655.4	2614.7	4531.6	5899.2	4787.5	4647.4	4227.3	4192.8
65°	1026.3	1022.3	1060.7	1137.5	1583.7	4042.0	6538.5	6012.2	5793.3	4687.4	4606.2
67.5°	843.3	836.3	874.1	985.9	1019.8	2607.7	6552.5	7433.0	7218.1	5260.3	5084.3
70°	693.3	685.5	720.8	865.1	942.5	1322.5	5514.7	8265.1	8253.6	5985.5	5445.2
71°	621.6	616.0	658.3	818.6	925.9	1102.2	4761.4	8267.3	8301.8	6231.0	5423.9
72.5°	506.1	508.1	552.9	728.6	913.6	973.3	3499.5	7882.0	7954.8	6465.0	5230.3
75°	336.3	338.0	396.8	560.5	885.9	952.3	1923.3	6613.9	6747.8	6324.9	4772.6
77.5°	225.9	225.3	265.4	384.5	771.8	952.3	1127.7	4946.7	5093.8	5032.7	3679.4
80°	155.5	154.4	182.7	265.4	584.3	963.8	871.9	3466.7	3511.2	2717.8	1495.4
82.5°	95.3	96.1	119.4	187.5	397.7	867.4	823.1	1890.3	1841.8	762.3	373.6
85°	54.6	54.4	76.2	127.0	255.3	732.0	802.6	813.6	746.3	229.5	135.1
87.5°	19.6	21.0	40.9	70.3	146.3	509.8	681.0	423.2	381.4	103.7	61.1
90°	0.0	0.0	0.0	0.0	0.0	0.0	0.0	0.0	0.0	0.0	0.0



REPORT NUMBER: P386217  
 CATALOG NUMBER: GWC-SA1D-760-U-SL2

**CANDELA DISTRIBUTION (continued):**

	90°	95°	105°	115°	125°	135°	145°	155°	165°	175°	180°
0°	1859.4	1859.4	1859.4	1859.4	1859.4	1859.4	1859.4	1859.4	1859.4	1859.4	1859.4
2.5°	1857.2	1858.9	1856.9	1845.7	1836.2	1820.8	1812.1	1800.0	1796.4	1794.7	1799.2
5°	1864.2	1864.8	1848.2	1818.8	1785.7	1746.8	1718.8	1684.3	1668.0	1661.0	1665.5
7.5°	1870.7	1868.1	1832.0	1775.7	1714.6	1646.7	1586.5	1531.3	1499.0	1485.9	1487.0
10°	1871.5	1860.8	1802.8	1715.7	1621.0	1521.5	1429.0	1343.8	1290.0	1255.0	1265.6
12.5°	1862.8	1844.9	1760.0	1638.1	1506.6	1371.0	1246.0	1118.2	1041.4	1005.8	1006.9
15°	1856.1	1823.6	1707.3	1546.7	1370.1	1190.5	1019.8	869.6	787.8	751.3	734.3
17.5°	1850.5	1800.6	1646.2	1443.8	1209.0	981.1	776.0	642.0	597.2	586.6	582.1
20°	1842.6	1776.2	1578.1	1324.7	1025.4	746.9	566.7	500.5	500.8	513.1	514.8
22.5°	1831.7	1748.5	1505.5	1191.1	828.4	544.0	444.2	425.1	444.5	468.0	472.2
25°	1815.4	1715.7	1424.8	1043.4	631.7	418.1	379.5	378.6	402.2	426.8	430.5
27.5°	1792.5	1672.8	1335.1	884.7	465.5	355.4	339.9	345.8	363.2	381.1	382.5
30°	1761.6	1622.9	1236.2	717.4	364.9	316.4	314.7	320.0	330.7	343.3	344.4
32.5°	1727.7	1572.2	1130.5	555.5	312.5	295.4	297.1	299.6	304.6	309.7	310.8
35°	1696.9	1520.3	1022.3	422.1	287.5	281.6	280.5	280.0	280.5	278.8	279.1
37.5°	1677.0	1477.5	909.7	336.0	273.2	269.6	266.2	262.0	257.3	254.5	255.0
40°	1669.7	1445.5	795.6	290.3	261.5	258.9	252.5	243.5	237.9	236.2	236.2
42.5°	1689.3	1429.0	685.5	267.4	251.7	247.5	236.8	226.4	222.2	222.0	221.7
45°	1749.3	1435.7	580.7	254.7	242.7	234.6	220.6	211.9	209.1	209.6	209.3
47.5°	1856.9	1478.0	491.0	246.3	233.7	223.1	207.4	200.4	197.0	197.0	197.3
50°	2039.9	1577.0	419.5	239.3	226.2	212.4	197.9	189.2	184.7	184.4	184.4
52.5°	2306.4	1754.1	375.0	233.4	217.8	202.9	188.3	177.4	172.1	171.0	170.4
55°	2640.5	2008.0	362.6	229.5	206.5	192.5	176.8	165.9	160.0	157.5	157.2
57.5°	3014.1	2316.8	387.0	224.8	195.1	180.2	164.2	153.9	147.7	144.6	144.3
60°	3392.1	2654.0	486.5	218.0	185.5	166.7	151.3	141.8	135.6	132.3	131.7
62.5°	3770.7	3009.3	689.7	217.5	178.8	153.9	138.2	130.0	124.2	120.5	119.7
65°	4197.8	3398.3	920.6	232.3	176.6	142.1	124.7	118.3	113.2	109.9	109.6
67.5°	4688.3	3837.4	898.5	262.9	184.1	131.4	112.1	107.1	103.4	100.6	100.3
70°	4918.4	3768.8	558.5	284.5	194.8	121.1	100.0	96.4	93.6	91.6	90.8
71°	4822.0	3578.5	468.3	281.9	193.7	116.6	95.3	92.5	89.7	88.0	87.2
72.5°	4559.1	3263.5	390.7	262.3	181.0	108.5	89.1	86.3	83.8	81.8	81.3
75°	4091.1	2914.6	312.8	209.6	144.3	91.6	78.2	75.1	73.1	72.0	70.9
77.5°	3007.3	2080.0	241.9	165.6	106.2	74.8	66.7	64.5	62.5	60.8	60.0
80°	1152.1	805.7	162.8	123.6	77.9	59.1	53.8	52.7	50.7	49.6	49.6
82.5°	310.2	240.7	86.9	74.8	52.1	43.2	41.2	40.6	39.0	36.7	37.0
85°	125.6	106.2	48.8	41.2	31.9	25.5	27.7	28.0	26.1	23.3	23.5
87.5°	55.2	45.1	27.2	18.2	14.0	9.8	12.6	12.6	11.5	9.5	8.7
90°	0.0	0.0	0.0	0.0	0.0	0.0	0.0	0.0	0.0	0.0	0.0



Signify Classified - Internal  
Cooper Lighting Solutions Photometric Lab  
1121 Highway 74 South  
Peachtree City, GA 30269

Scaled Data Report



Report Generated By 670245982

Signify Classified - Internal  
Cooper Lighting Solutions Photometric Lab  
1121 Highway 74 South  
Peachtree City, GA 30269

Scaled Data Report



Signify Classified - Internal  
Cooper Lighting Solutions Photometric Lab  
1121 Highway 74 South  
Peachtree City, GA 30269

Scaled Data Report



Signify Classified - Internal  
Cooper Lighting Solutions Photometric Lab  
1121 Highway 74 South  
Peachtree City, GA 30269

Scaled Data Report



Signify Classified - Internal  
Cooper Lighting Solutions Photometric Lab  
1121 Highway 74 South  
Peachtree City, GA 30269

Scaled Data Report



--- HS — SS

Signify Classified - Internal  
Cooper Lighting Solutions Photometric Lab  
1121 Highway 74 South  
Peachtree City, GA 30269

Scaled Data Report



u

Signify Classified - Internal  
Cooper Lighting Solutions Photometric Lab  
1121 Highway 74 South  
Peachtree City, GA 30269

Scaled Data Report



Signify Classified - Internal  
Cooper Lighting Solutions Photometric Lab  
1121 Highway 74 South  
Peachtree City, GA 30269

Scaled Data Report



(END OF REPORT)